






5 Must-Try

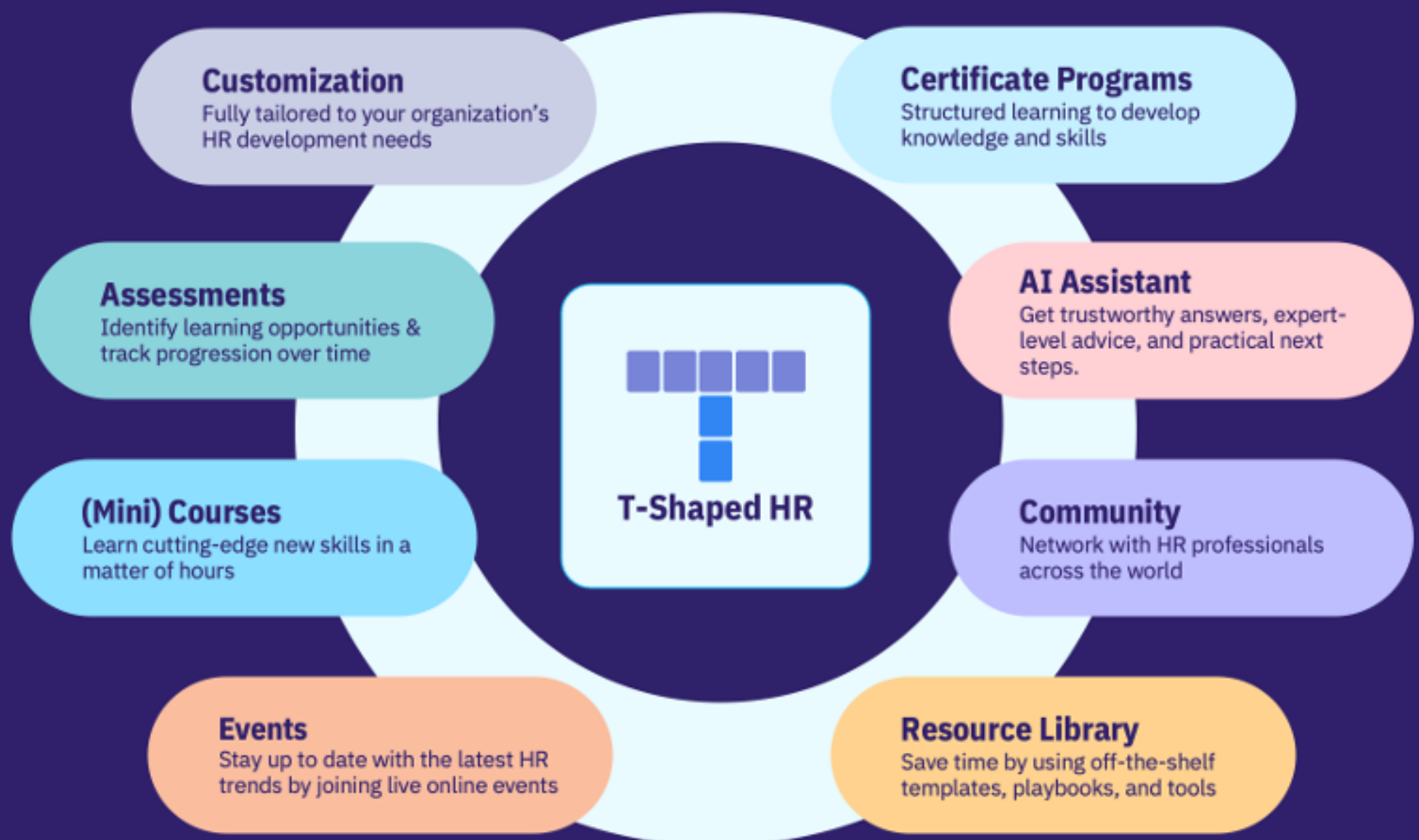
HR Dashboard Tools (And When to Use Each One)



	DASHBOARD TOOL	BENEFITS	DRAWBACKS
01	 Excel A basic but accessible tool for creating simple HR dashboards using templates or manual setups.	<ul style="list-style-type: none"> ✓ Familiar to most users ✓ Easy to access and implement ✓ Quick setup for simple needs 	<ul style="list-style-type: none"> ✗ Limited collaboration and automation ✗ Weak data security ✗ No real-time updates or integrations
02	 Tableau A powerful data visualization platform ideal for advanced HR reporting and analytics.	<ul style="list-style-type: none"> ✓ Superior data visualization and analytics ✓ Highly customizable and interactive dashboards ✓ Supports a wide range of data sources 	<ul style="list-style-type: none"> ✗ Requires technical expertise to use well ✗ Can be expensive and complex ✗ Not ideal for quick, lightweight reporting
03	 Power BI Microsoft's business intelligence platform, well-integrated with the Microsoft ecosystem.	<ul style="list-style-type: none"> ✓ Real-time updates with secure cloud access ✓ Easy integration with Microsoft tools ✓ Suitable for advanced analysis with good UX 	<ul style="list-style-type: none"> ✗ Online-only use ✗ Limited customization for beginners ✗ Learning curve for non-technical users
04	 Asana A project and task management tool that can support HR tracking through dashboards.	<ul style="list-style-type: none"> ✓ Strong collaboration features ✓ Custom dashboards for tracking HR processes ✓ Simple interface and setup 	<ul style="list-style-type: none"> ✗ Limited analytics depth ✗ Lacks advanced data visualization ✗ Not purpose-built for HR analytics
05	 Google Data Studio (Looker Studio) A free Google tool to turn your HR spreadsheets into interactive dashboards with live updates.	<ul style="list-style-type: none"> ✓ Free and easy to use with Google Sheets, BigQuery, and more ✓ Allows real-time data visualization ✓ Great for lightweight, customizable dashboards 	<ul style="list-style-type: none"> ✗ Basic compared to Tableau or Power BI ✗ Needs structured data and setup knowledge ✗ Limited data transformation capabilities

AIHR | Academy to Innovate HR

At the Academy to Innovate HR (AIHR), it is our mission to build future-proof HR teams by offering world-class, online education programs available anywhere, anytime.



[Learn More](#)